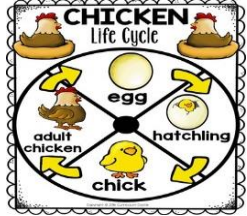





Kindergarten Choice Lessons for the week of May 25, 2020

Pick three in a row to complete each day!

<h3>READING</h3> <p>Click on the story to listen, then write about your favorite part.</p>  <p>https://youtu.be/jumxXqg_U1c</p>	<h3>WRITING</h3> <p>Draw and write about the four parts of the chick lifecycle: egg, hatchling, chick, chicken.</p> 	<h3>ART/SCIENCE</h3> <p>Create your own hatching chick art! Use construction paper or scrap paper. Have fun and be creative!</p> 
<h3>MATH</h3> <p>15 chicks are playing in the grass. 9 are yellow, and the rest are white. How many are white? 9 chicks started to hatch. Then, 6 more hatched. How many hatched in all? Draw a picture and write an equation.</p>	<h3>PHONICS</h3> <p>Make a list of words that start with “ch” like chick or chicken! Now make a list of words that end with “ch.” Which list has more?</p>	<h3>READING</h3> <p>Click on the story to listen, then write about your favorite part.</p>  <p>https://youtu.be/lcw2cJRQlvc</p>
<h3>WRITING</h3> <p>Write 3 facts about chicks. Use words like “can,” “have,” and “are” to help you. Draw a picture for each fact.</p>	<h3>READING</h3> <p>Click on the story to listen, then talk with a grown up about the sequence – what happened first? next? last?</p>  <p>https://youtu.be/FHKVtAoDTuk</p>	<h3>MATH</h3> <p>9 chicks started to hatch. Then, 6 more hatched. How many hatched in all? Draw a picture and write an equation. Please submit this drawing on your ClassDojo portfolio by Friday!</p>